



2016



YAMAHA MOTOR FINANCE

PRESENTED BY



AUSTRALIAN SUPERBIKE CHAMPIONSHIP

Barbagallo Raceway - WA

Round 4 June 3 - 5

CLUB CHALLENGE C & D GRADES

CARPET LIQUIDATORS

Date: 04/06/16
 Event: Q05
 Weather: Mostly cloudy - 17.3C
 Track: Dry - Temp: 20.5C

Qualifying

Started at: 12:04:26
 Laps: 15 Min
 Starters: 31
 Printed at: 12:50

PROVISIONAL CLASSIFICATION

| Pos | No | Gr | Name | Class | Machine | Fastest Lap | On Lap | Behind Prev | Behind Leader |
|-----|-----|----|--|-------|---------------------|-------------|----------|-------------|---------------|
| 1 | 42 | C | Scott McCUE (WA) / BPR Racing / Causeway Kawasaki / Statewide Oil / Rent a Bomb | 1000 | Kawasaki ZX10R 1000 | 59.693 | 7 of 12 | | |
| 2 | 104 | D | Max JAMES-BEATSONBELL (WA) | 1000 | Yamaha R1 1000 | 1:00.019 | 13 of 15 | .326 | .326 |
| 3 | 255 | D | Ash JENNINGS (WA) / Cobblestone Concrete / Its Electrical | 1000 | Suzuki GSXR 1000 | 1:00.538 | 8 of 13 | .519 | .845 |
| 4 | 82 | C | Anton JONES (WA) / BPR Racing | 1000 | Kawasaki ZX10R 1000 | 1:00.646 | 13 of 13 | .108 | .953 |
| 5 | 171 | C | Neil FRASER (WA) / SKB Racing / Wangers Racing | 1000 | Honda CBR 1000 | 1:00.748 | 11 of 11 | .102 | 1.055 |
| 6 | 103 | C | Kristo RAAM (WA) / TYGA Performance / Burning Taste Buds | 1000 | Honda CBR 1000 | 1:00.959 | 11 of 11 | .211 | 1.266 |
| 7 | 757 | C | Richard BAKEWELL (WA) | 1000 | Kawasaki ZX10R 1000 | 1:01.059 | 14 of 14 | .100 | 1.366 |
| 8 | 76 | C | Johan MOUTON (WA) / Badger Racing | 1000 | KTM RC8R 1190 | 1:01.217 | 11 of 11 | .158 | 1.524 |
| 9 | 484 | C | Aaron EDWARDS (WA) | 1000 | Yamaha R1 1000 | 1:01.828 | 4 of 10 | .611 | 2.135 |
| 10 | 206 | C | Enzo D'ALESSANDRO (WA) | 1000 | Honda CBR 1000 | 1:01.993 | 7 of 9 | .165 | 2.300 |
| 11 | 85 | C | Eddie KIRRANE (WA) | 600 | Suzuki GSXR 600 | 1:02.200 | 5 of 9 | .207 | 2.507 |
| 12 | 999 | C | Daniel RIGNALL (WA) / Carpet Liquidators | 1000 | Honda CBR 1000 | 1:02.230 | 7 of 7 | .030 | 2.537 |
| 13 | 70 | C | Andrew ECCLES (WA) / SKB Racing | 1000 | Honda CBR 1000 | 1:02.268 | 10 of 10 | .038 | 2.575 |
| 14 | 75 | C | Matt BATTISTA (WA) / Roscos Trade Mate | 1000 | Ducati 1098 R | 1:02.572 | 4 of 9 | .304 | 2.879 |
| 15 | 62 | C | Nick FAVAZZO (WA) / Velocity Race Team / Cullys Yamaha / VRT Signs / GEARS Mining | 600 | Yamaha R6 600 | 1:02.602 | 8 of 8 | .030 | 2.909 |
| 16 | 180 | D | George MOORHEAD (WA) / Motorcycle Assist / Golden West | 1000 | BMW S 1000 RR | 1:02.817 | 11 of 12 | .215 | 3.124 |
| 17 | 131 | D | John QUINN (WA) / Flashpoint Motosport | 1000 | Suzuki GSXR 1000 | 1:02.848 | 10 of 10 | .031 | 3.155 |
| 18 | 89 | C | Jeff CAMERON (WA) / Razor Racing / Bridgestone / Motorcycle Pitstop / Ricondi / Silkolene | 1000 | Honda CBR 1000 | 1:03.193 | 5 of 9 | .345 | 3.500 |
| 19 | 56 | C | Jason LOCKYER (WA) / Sassy Creative Design / ACDC Airconditioning / Waterfront Marine | 1000 | BMW S 1000 RR | 1:03.502 | 10 of 10 | .309 | 3.809 |
| 20 | 168 | C | Darren McVILLY (WA) | 1000 | Yamaha R1 1000 | 1:03.527 | 10 of 12 | .025 | 3.834 |
| 21 | 29 | C | Pascal DE ROCHE (WA) / www.house-nerd.com | 600 | Honda CBR 600 | 1:03.541 | 12 of 13 | .014 | 3.848 |
| 22 | 122 | C | Rual BRITS (WA) | 1000 | Aprilia RSV4 1000 | 1:03.547 | 11 of 12 | .006 | 3.854 |
| 23 | 177 | D | Brian MONOHAN (WA) / Absolute-Fit | 1000 | Honda CBR 1000 | 1:03.866 | 12 of 13 | .319 | 4.173 |
| 24 | 119 | C | Andrew SMILES (WA) / JW Moto Parts | 600 | Honda CBR 600 | 1:04.414 | 14 of 14 | .548 | 4.721 |
| 25 | 61 | C | Phil BURKE (NSW) / www.unitedtimbers.com.au / BC Performance | 600 | Yamaha R6 600 | 1:04.673 | 12 of 13 | .259 | 4.980 |
| 26 | 666 | D | Peter RIGNALL (WA) / Carpet Liquidators | 600 | Honda CBR 600 | 1:05.153 | 12 of 13 | .480 | 5.460 |
| 27 | 69 | D | Carlo BERTOZZI (WA) / Longtail | 1000 | Aprilia RSV4 1000 | 1:05.968 | 5 of 11 | .815 | 6.275 |
| 28 | 188 | C | Rod MORRISON (WA) / Mansom Engineering Geraldton / Shane Mazza M-cycles Geraldton | 1000 | KTM Superduke 990 | 1:06.166 | 13 of 13 | .198 | 6.473 |
| 29 | 711 | D | Brent JOSEMAN (WA) / Josemans Racing / WKC Spatial | 600 | Triumph 675 | 1:06.407 | 7 of 7 | .241 | 6.714 |
| 30 | 245 | C | Shane MAZZA (WA) / Shane Mazza M-cycles Geraldton / Mansom Engineering Geraldton | 1000 | KTM Superduke 990 | 1:07.092 | 13 of 13 | .685 | 7.399 |
| 31 | 51 | C | Simon BURROUGHES (WA) / e Frame Man / SKB Racing | 1000 | Yamaha R1 1000 | 1:07.517 | 7 of 7 | .425 | 7.824 |

The results are provisional until the end of the time limit for protests and appeals.

Chief Time Keeper - Scott Laing

Clerk of Course - Tom Williams



Computime Race Timing Systems Pty Ltd © 1996

Licensed to Computime Race Timing Systems

www.computime.com.au

COMPUTIME RACE TIMING SYSTEMS PTY LTD

9 Timber Lane, Glen Waverley, Vic 3150. Ph : 0418 17 13 17

E-mail : scott@computime.com.au





2016



PRESENTED BY



AUSTRALIAN SUPERBIKE CHAMPIONSHIP

Barbagallo Raceway - WA

Round 4 June 3 - 5

CLUB CHALLENGE C & D GRADES

CARPET LIQUIDATORS

Qualifying

Date: 04/06/16
 Event: Q05
 Weather: Mostly cloudy - 17.3C
 Track: Dry - Temp: 20.5C

Started at: 12:04:26
 Laps: 15 Min
 Starters: 31
 Printed at: 12:50

PROVISIONAL LAP TIMES

| No | Name | Lap 1 | Lap 2 | Lap 3 | Lap 4 | Lap 5 | Lap 6 | Lap 7 | Lap 8 | Lap 9 | Lap 10 |
|-----|----------------------------|-----------------|-----------------|-----------------|-----------------|-----------------|----------|-----------------|-----------------|----------|-----------------|
| 29 | Pascal DE ROCHE (WA) | 1:22.030 | 1:07.240 | 1:05.409 | 1:04.791 | 1:04.945 | 1:07.811 | 2:24.670 | 1:18.346 | 1:04.403 | 1:04.164 |
| 10 | | 1:04.183 | 1:03.541 | 1:03.676 | | | | | | | |
| 42 | Scott McCUE (WA) | 1:33.572 | 1:10.841 | 1:01.270 | 1:01.362 | 1:02.587 | 59.894 | 59.693 | 1:20.275 | 1:54.477 | 1:00.259 |
| 10 | | 1:00.057 | 1:01.865 | | | | | | | | |
| 51 | Simon BURROUGHS (WA) | 1:23.210 | 1:10.520 | 1:08.028 | 1:07.923 | 1:08.031 | 1:07.844 | 1:07.517 | | | |
| 56 | Jason LOCKYER (WA) | 1:21.148 | 1:05.492 | 1:05.772 | 1:05.156 | 1:05.248 | 1:05.403 | 1:04.608 | 1:04.113 | 1:05.642 | 1:03.502 |
| 61 | Phil BURKE (NSW) | 1:18.318 | 1:08.636 | 1:07.844 | 1:06.867 | 1:06.884 | 1:07.338 | 1:06.133 | 1:07.146 | 1:06.944 | 1:06.007 |
| 10 | | 1:05.848 | 1:04.673 | 1:05.320 | | | | | | | |
| 62 | Nick FAVAZZO (WA) | 1:22.775 | 1:05.224 | 1:05.037 | 1:03.734 | 1:23.369 | 2:10.914 | 1:04.008 | 1:02.602 | | |
| 69 | Carlo BERTOZZI (WA) | 1:18.064 | 1:07.778 | 1:07.398 | 1:06.582 | 1:05.968 | 1:06.806 | 1:06.380 | 1:28.189 | 2:00.919 | 1:37.689 |
| 10 | | 1:19.403 | | | | | | | | | |
| 70 | Andrew ECCLES (WA) | 1:18.402 | 1:05.707 | 1:04.237 | 1:03.908 | 1:03.544 | 1:20.485 | 1:20.916 | 1:02.962 | 1:02.655 | 1:02.268 |
| 75 | Matt BATTISTA (WA) | 1:18.172 | 1:04.740 | 1:03.201 | 1:02.572 | 1:03.638 | 3:07.378 | 1:13.007 | 1:04.634 | 1:03.635 | |
| 76 | Johan MOUTON (WA) | 1:15.445 | 1:05.438 | 1:03.677 | 1:02.312 | 1:02.184 | 1:03.604 | 1:29.438 | 1:18.658 | 1:01.926 | 1:03.374 |
| 10 | | 1:01.217 | | | | | | | | | |
| 82 | Anton JONES (WA) | 1:09.195 | 1:04.143 | 1:02.660 | 1:03.346 | 1:02.818 | 1:00.939 | 1:01.700 | 1:01.158 | 1:03.043 | 1:00.989 |
| 10 | | 1:01.682 | 1:02.390 | 1:00.646 | | | | | | | |
| 85 | Eddie KIRrane (WA) | 1:19.188 | 1:04.592 | 1:03.428 | 1:03.124 | 1:02.200 | 1:21.012 | 1:24.588 | 1:19.692 | 1:47.243 | |
| 89 | Jeff CAMERON (WA) | 1:20.479 | 1:08.341 | 1:06.029 | 1:05.261 | 1:03.193 | 1:03.754 | 1:03.337 | 1:06.050 | 1:03.637 | |
| 103 | Kristo RAAM (WA) | 1:59.341 | 1:06.977 | 1:05.004 | 1:47.277 | 1:50.408 | 1:11.989 | 1:01.633 | 1:03.433 | 1:37.143 | 1:10.082 |
| 10 | | 1:00.959 | | | | | | | | | |
| 104 | Max JAMES-BEATSONBELL (WA) | 1:17.229 | 1:03.060 | 1:01.946 | 1:00.695 | 1:02.304 | 1:00.667 | 1:01.016 | 1:01.019 | 1:01.987 | 1:01.165 |
| 10 | | 1:03.233 | 1:02.740 | 1:00.019 | 1:00.600 | 1:01.965 | | | | | |
| 119 | Andrew SMILES (WA) | 1:11.550 | 1:21.837 | 1:17.330 | 1:04.987 | 1:05.128 | 1:05.486 | 1:05.488 | 1:05.128 | 1:05.637 | 1:07.207 |
| 10 | | 1:06.770 | 1:04.658 | 1:05.977 | 1:04.414 | | | | | | |
| 122 | Rual BRITS (WA) | 1:22.346 | 1:06.081 | 1:08.367 | 1:05.894 | 1:04.837 | 1:05.230 | 1:04.910 | 1:06.259 | 1:03.724 | 1:05.400 |
| 10 | | 1:03.547 | 1:04.184 | | | | | | | | |
| 131 | John QUINN (WA) | 2:17.085 | 1:17.652 | 1:03.903 | 1:05.716 | 1:04.939 | 1:44.348 | 1:13.754 | 1:03.715 | 1:03.155 | 1:02.848 |
| 168 | Darren McVILLY (WA) | 1:27.586 | 1:09.068 | 1:04.786 | 1:05.342 | 1:05.110 | 1:04.014 | 1:04.117 | 1:05.541 | 1:04.190 | 1:03.527 |
| 10 | | 1:04.134 | 1:04.098 | | | | | | | | |
| 171 | Neil FRASER (WA) | 1:10.997 | 1:03.854 | 1:02.854 | 1:02.126 | 1:03.961 | 1:01.301 | 1:01.969 | 1:01.544 | 1:01.893 | 1:01.529 |
| 10 | | 1:00.748 | | | | | | | | | |
| 177 | Brian MONOHAN (WA) | 1:24.889 | 1:06.804 | 1:05.450 | 1:04.016 | 1:05.691 | 1:04.826 | 1:05.179 | 1:05.430 | 1:04.229 | 1:36.152 |
| 10 | | 1:33.955 | 1:03.866 | 1:08.777 | | | | | | | |
| 180 | George MOORHEAD (WA) | 1:22.641 | 1:05.630 | 1:05.396 | 1:04.447 | 1:03.728 | 1:03.108 | 1:05.772 | 1:04.021 | 1:02.892 | 1:03.084 |
| 10 | | 1:02.817 | 1:04.083 | | | | | | | | |

Scott Laing
 Chief Time Keeper - Scott Laing

Tom Williams
 Clerk of Course - Tom Williams



Computime Race Timing Systems Pty Ltd © 1996


Licensed to Computime Race Timing Systems

www.computime.com.au

COMPUTIME RACE TIMING SYSTEMS PTY LTD

9 Timber Lane, Glen Waverley, Vic 3150. Ph : 0418 17 13 17

E-mail : scott@computime.com.au





2016



YAMAHA MOTOR FINANCE

PRESENTED BY



AUSTRALIAN SUPERBIKE CHAMPIONSHIP

Barbagallo Raceway - WA

Round 4 June 3 - 5

CLUB CHALLENGE C & D GRADES

CARPET LIQUIDATORS

Qualifying

Date: 04/06/16
 Event: Q05
 Weather: Mostly cloudy - 17.3C
 Track: Dry - Temp: 20.5C

Started at: 12:04:26
 Laps: 15 Min
 Starters: 31
 Printed at: 12:50

PROVISIONAL LAP TIMES

| No | Name | Lap 1 | Lap 2 | Lap 3 | Lap 4 | Lap 5 | Lap 6 | Lap 7 | Lap 8 | Lap 9 | Lap 10 |
|-----|------------------------|----------|-----------------|-----------------|-----------------|----------|----------|-----------------|-----------------|----------|----------|
| 188 | Rod MORRISON (WA) | 1:22.000 | 1:10.349 | 1:13.543 | 1:10.350 | 1:07.915 | 1:08.822 | 1:07.849 | 1:08.105 | 1:07.524 | 1:06.728 |
| | 10 | 1:07.183 | 1:06.755 | 1:06.166 | | | | | | | |
| 206 | Enzo D'ALESSANDRO (WA) | 1:13.271 | 1:03.162 | 1:02.410 | 1:02.136 | 1:02.687 | 1:03.605 | 1:01.993 | 1:02.086 | 1:02.007 | |
| 245 | Shane MAZZA (WA) | 1:22.028 | 1:11.017 | 1:10.319 | 1:09.318 | 1:08.722 | 1:08.731 | 1:08.250 | 1:08.399 | 1:08.109 | 1:07.579 |
| | 10 | 1:07.625 | 1:07.248 | 1:07.092 | | | | | | | |
| 255 | Ash JENNINGS (WA) | 1:15.867 | 1:05.064 | 1:04.345 | 1:01.888 | 1:02.014 | 1:01.493 | 1:00.945 | 1:00.538 | 1:25.543 | 1:17.629 |
| | 10 | 1:04.075 | 1:01.353 | 1:00.776 | | | | | | | |
| 484 | Aaron EDWARDS (WA) | 1:14.549 | 1:04.908 | 1:04.241 | 1:01.828 | 1:02.157 | 1:04.373 | 1:02.810 | 1:03.530 | 1:06.131 | 1:01.885 |
| 666 | Peter RIGNALL (WA) | 1:18.640 | 1:08.749 | 1:08.809 | 1:08.308 | 1:07.164 | 1:07.106 | 1:07.544 | 1:07.895 | 1:06.295 | 1:06.861 |
| | 10 | 1:06.004 | 1:05.153 | 1:06.906 | | | | | | | |
| 711 | Brent JOSEMAN (WA) | 1:25.762 | 1:09.910 | 1:08.457 | 1:07.486 | 1:06.615 | 1:06.857 | 1:06.407 | | | |
| 757 | Richard BAKEWELL (WA) | 1:17.486 | 1:06.493 | 1:07.684 | 1:01.485 | 1:03.010 | 1:03.163 | 1:02.030 | 1:04.370 | 1:02.651 | 1:02.329 |
| | 10 | 1:01.259 | 1:02.263 | 1:01.478 | 1:01.059 | | | | | | |
| 999 | Daniel RIGNALL (WA) | 1:15.441 | 1:04.468 | 1:03.143 | 1:03.923 | 1:04.364 | 1:02.531 | 1:02.230 | | | |

The results are provisional until the end of the time limit for protests and appeals.

Chief Time Keeper - Scott Laing

Clerk of Course - Tom Williams



Computime Race Timing Systems Pty Ltd © 1996

Licensed to Computime Race Timing Systems

www.computime.com.au

COMPUTIME RACE TIMING SYSTEMS PTY LTD

9 Timber Lane, Glen Waverley, Vic 3150. Ph : 0418 17 13 17

E-mail : scott@computime.com.au





2016



YAMAHA MOTOR FINANCE

PRESENTED BY



AUSTRALIAN SUPERBIKE CHAMPIONSHIP

Barbagallo Raceway - WA

Round 4 June 3 - 5

CLUB CHALLENGE C & D GRADES

CARPET LIQUIDATORS

Date: 04/06/16

Event: Q05

Weather: Mostly cloudy - 17.3C

Track: Dry - Temp: 20.5C

Qualifying

Started at: 12:04:26

Laps: 15 Min

Starters: 31


Printed at: 12:50

PROVISIONAL SPLIT TIMES

| Lap | Split 1 | Split 2 | Split 3 | Lap Time | Lap | Split 1 | Split 2 | Split 3 | Lap Time |
|--|---------------|---------------|---------------|-----------------|--------------------------------------|---------------|---------------|---------------|-----------------|
| 29 Pascal DE ROCHE (WA) (21th) | | | | | 6 | 17.845 | 28.400 | 19.158 | 1:05.403 |
| 1 | 28.372 | 32.360 | 21.298 | 1:22.030 P | 7 | 17.320 | 27.902 | 19.386 | 1:04.608 |
| 2 | 18.128 | 28.610 | 20.502 | 1:07.240 | 8 | 17.468 | 27.598 | 19.047 | 1:04.113 |
| 3 | 17.621 | 27.545 | 20.243 | 1:05.409 | 9 | 17.814 | 28.608 | 19.220 | 1:05.642 |
| 4 | 17.304 | 27.485 | 20.002 | 1:04.791 | 10 | 17.025 | 27.530 | 18.947 | 1:03.502 |
| 5 | 17.469 | 27.542 | 19.934 | 1:04.945 | 61 Phil BURKE (NSW) (25th) | | | | |
| 6 | 17.361 | 28.881 | 21.569 | 1:07.811 | 1 | 25.462 | 31.328 | 21.528 | 1:18.318 P |
| 7 | 18.367 | 29.357 | 1:36.946 | 2:24.670 | 2 | 18.415 | 29.424 | 20.797 | 1:08.636 |
| 8 | 30.324 | 28.011 | 20.011 | 1:18.346 P | 3 | 17.792 | 29.230 | 20.822 | 1:07.844 |
| 9 | 16.903 | 27.456 | 20.044 | 1:04.403 | 4 | 17.582 | 28.757 | 20.528 | 1:06.867 |
| 10 | 17.085 | 26.982 | 20.097 | 1:04.164 | 5 | 17.465 | 28.392 | 21.027 | 1:06.884 |
| 11 | 16.938 | 27.476 | 19.769 | 1:04.183 | 6 | 17.541 | 29.054 | 20.743 | 1:07.338 |
| 12 | 16.957 | 26.673 | 19.911 | 1:03.541 | 7 | 17.348 | 28.299 | 20.486 | 1:06.133 |
| 13 | 17.043 | 27.008 | 19.625 | 1:03.676 | 8 | 17.380 | 28.507 | 21.259 | 1:07.146 |
| 42 Scott McCUE (WA) (1st) | | | | | 9 | 17.751 | 28.645 | 20.548 | 1:06.944 |
| 1 | 28.378 | 30.760 | 34.434 | 1:33.572 P | 10 | 17.269 | 28.642 | 20.096 | 1:06.007 |
| 2 | 25.845 | 26.297 | 18.699 | 1:10.841 P | 11 | 17.081 | 28.401 | 20.366 | 1:05.848 |
| 3 | 16.569 | 26.110 | 18.591 | 1:01.270 | 12 | 16.759 | 27.953 | 19.961 | 1:04.673 |
| 4 | 16.088 | 26.109 | 19.165 | 1:01.362 | 13 | 16.989 | 27.985 | 20.346 | 1:05.320 |
| 5 | 16.961 | 27.255 | 18.371 | 1:02.587 | 62 Nick FAVAZZO (WA) (15th) | | | | |
| 6 | 15.848 | 25.716 | 18.330 | 59.894 | 1 | 32.571 | 29.917 | 20.287 | 1:22.775 P |
| 7 | 15.811 | 25.361 | 18.521 | 59.693 | 2 | 17.567 | 27.371 | 20.286 | 1:05.224 |
| 8 | 15.996 | 26.637 | 37.642 | 1:20.275 | 3 | 17.084 | 27.030 | 20.923 | 1:05.037 |
| 9 | 1:09.605 | 26.118 | 18.754 | 1:54.477 P | 4 | 17.228 | 26.644 | 19.862 | 1:03.734 |
| 10 | 15.663 | 26.031 | 18.565 | 1:00.259 | 5 | 16.912 | 26.683 | 39.774 | 1:23.369 |
| 11 | 15.921 | 25.727 | 18.409 | 1:00.057 | 6 | 1:23.095 | 27.447 | 20.372 | 2:10.914 P |
| 12 | 16.024 | 27.356 | 18.485 | 1:01.865 | 7 | 17.190 | 26.893 | 19.925 | 1:04.008 |
| 51 Simon BURROUGHES (WA) (31th) | | | | | 8 | 16.405 | 26.314 | 19.883 | 1:02.602 |
| 1 | 28.793 | 33.027 | 21.390 | 1:23.210 P | 69 Carlo BERTOZZI (WA) (27th) | | | | |
| 2 | 19.234 | 30.799 | 20.487 | 1:10.520 | 1 | 26.099 | 31.160 | 20.805 | 1:18.064 P |
| 3 | 18.410 | 29.479 | 20.139 | 1:08.028 | 2 | 18.512 | 29.435 | 19.831 | 1:07.778 |
| 4 | 18.381 | 29.382 | 20.160 | 1:07.923 | 3 | 18.107 | 29.324 | 19.967 | 1:07.398 |
| 5 | 18.681 | 29.494 | 19.856 | 1:08.031 | 4 | 18.169 | 29.026 | 19.387 | 1:06.582 |
| 6 | 18.174 | 29.316 | 20.354 | 1:07.844 | 5 | 17.808 | 28.832 | 19.328 | 1:05.968 |
| 7 | 18.202 | 29.197 | 20.118 | 1:07.517 | 6 | 17.949 | 29.066 | 19.791 | 1:06.806 |
| 56 Jason LOCKYER (WA) (19th) | | | | | 7 | 18.117 | 28.707 | 19.556 | 1:06.380 |
| 1 | 28.900 | 32.116 | 20.132 | 1:21.148 P | 8 | 17.927 | 29.310 | 40.952 | 1:28.189 |
| 2 | 17.666 | 28.344 | 19.482 | 1:05.492 | 9 | 56.586 | 29.232 | 35.101 | 2:00.919 P |
| 3 | 17.687 | 28.135 | 19.950 | 1:05.772 | 10 | 49.268 | 28.916 | 19.505 | 1:37.689 P |
| 4 | 17.622 | 28.290 | 19.244 | 1:05.156 | 11 | 17.683 | 28.134 | 33.586 | 1:19.403 |
| 5 | 17.530 | 27.926 | 19.792 | 1:05.248 | | | | | |

Chief Time Keeper - Scott Laing

Clerk of Course - Tom Williams



Computime Race Timing Systems Pty Ltd © 1996

Licensed to Computime Race Timing Systems

www.computime.com.au

COMPUTIME RACE TIMING SYSTEMS PTY LTD

9 Timber Lane, Glen Waverley, Vic 3150. Ph : 0418 17 13 17

E-mail : scott@computime.com.au





2016



YAMAHA MOTOR FINANCE

PRESENTED BY



AUSTRALIAN SUPERBIKE CHAMPIONSHIP

Barbagallo Raceway - WA

Round 4 June 3 - 5

CLUB CHALLENGE C & D GRADES

CARPET LIQUIDATORS

Qualifying

Started at: 12:04:26

Laps: 15 Min

Starters: 31

Printed at: 12:50

Date: 04/06/16
Event: Q05
Weather: Mostly cloudy - 17.3C
Track: Dry - Temp: 20.5C

PROVISIONAL SPLIT TIMES

| Lap | Split 1 | Split 2 | Split 3 | Lap Time | Lap | Split 1 | Split 2 | Split 3 | Lap Time |
|-------------------------------------|---------------|---------------|---------------|-----------------|---|---------------|---------------|---------------|-----------------|
| 70 Andrew ECCLES (WA) (13th) | | | | | 8 | 16.261 | 26.508 | 18.389 | 1:01.158 |
| 1 | 28.635 | 29.823 | 19.944 | 1:18.402 P | 9 | 17.330 | 27.095 | 18.618 | 1:03.043 |
| 2 | 17.578 | 28.874 | 19.255 | 1:05.707 | 10 | 16.154 | 26.423 | 18.412 | 1:00.989 |
| 3 | 17.250 | 27.744 | 19.243 | 1:04.237 | 11 | 16.610 | 26.566 | 18.506 | 1:01.682 |
| 4 | 16.871 | 27.884 | 19.153 | 1:03.908 | 12 | 16.612 | 27.146 | 18.632 | 1:02.390 |
| 5 | 16.877 | 27.260 | 19.407 | 1:03.544 | 13 | 16.342 | 26.092 | 18.212 | 1:00.646 |
| 6 | 17.115 | 28.582 | 34.788 | 1:20.485 | 85 Eddie KIRRANE (WA) (11th) | | | | |
| 7 | 34.329 | 27.310 | 19.277 | 1:20.916 P | 1 | 27.363 | 30.650 | 21.175 | 1:19.188 P |
| 8 | 16.682 | 27.213 | 19.067 | 1:02.962 | 2 | 17.308 | 27.766 | 19.518 | 1:04.592 |
| 9 | 16.760 | 26.754 | 19.141 | 1:02.655 | 3 | 16.863 | 26.981 | 19.584 | 1:03.428 |
| 10 | 16.453 | 26.807 | 19.008 | 1:02.268 | 4 | 16.478 | 27.255 | 19.391 | 1:03.124 |
| 75 Matt BATTISTA (WA) (14th) | | | | | 5 | 16.107 | 26.689 | 19.404 | 1:02.200 |
| 1 | 28.744 | 29.475 | 19.953 | 1:18.172 P | 6 | 16.315 | 27.444 | 37.253 | 1:21.012 |
| 2 | 17.439 | 28.228 | 19.073 | 1:04.740 | 7 | 37.471 | 26.949 | 20.168 | 1:24.588 P |
| 3 | 16.948 | 27.316 | 18.937 | 1:03.201 | 8 | 17.153 | 27.134 | 35.405 | 1:19.692 |
| 4 | 16.574 | 27.251 | 18.747 | 1:02.572 | 9 | 1:00.723 | 26.968 | 19.552 | 1:47.243 P |
| 5 | 17.336 | 27.657 | 18.645 | 1:03.638 | 89 Jeff CAMERON (WA) (18th) | | | | |
| 6 | 16.620 | 28.428 | 2:22.330 | 3:07.378 | 1 | 28.014 | 31.497 | 20.968 | 1:20.479 P |
| 7 | 25.207 | 27.875 | 19.925 | 1:13.007 P | 2 | 18.544 | 29.200 | 20.597 | 1:08.341 |
| 8 | 16.995 | 28.329 | 19.310 | 1:04.634 | 3 | 17.841 | 28.442 | 19.746 | 1:06.029 |
| 9 | 16.727 | 27.557 | 19.351 | 1:03.635 | 4 | 17.300 | 28.254 | 19.707 | 1:05.261 |
| 76 Johan MOUTON (WA) (8th) | | | | | 5 | 16.744 | 27.090 | 19.359 | 1:03.193 |
| 1 | 27.412 | 28.574 | 19.459 | 1:15.445 P | 6 | 16.788 | 27.400 | 19.566 | 1:03.754 |
| 2 | 18.306 | 28.279 | 18.853 | 1:05.438 | 7 | 16.990 | 26.977 | 19.370 | 1:03.337 |
| 3 | 16.873 | 27.949 | 18.855 | 1:03.677 | 8 | 17.099 | 28.620 | 20.331 | 1:06.050 |
| 4 | 16.872 | 26.781 | 18.659 | 1:02.312 | 9 | 17.020 | 27.140 | 19.477 | 1:03.637 |
| 5 | 16.712 | 26.787 | 18.685 | 1:02.184 | 103 Kristo RAAM (WA) (6th) | | | | |
| 6 | 16.844 | 27.795 | 18.965 | 1:03.604 | 1 | 1:03.269 | 34.948 | 21.124 | 1:59.341 P |
| 7 | 16.805 | 27.462 | 45.171 | 1:29.438 | 2 | 18.118 | 29.224 | 19.635 | 1:06.977 |
| 8 | 32.653 | 27.013 | 18.992 | 1:18.658 P | 3 | 17.588 | 28.526 | 18.890 | 1:05.004 |
| 9 | 16.513 | 26.912 | 18.501 | 1:01.926 | 4 | 17.027 | 28.041 | 1:02.209 | 1:47.277 |
| 10 | 16.658 | 26.926 | 19.790 | 1:03.374 | 5 | 26.823 | 28.008 | 55.577 | 1:50.408 P |
| 11 | 16.383 | 26.485 | 18.349 | 1:01.217 | 6 | 25.856 | 27.605 | 18.528 | 1:11.989 P |
| 82 Anton JONES (WA) (4th) | | | | | 7 | 16.373 | 26.617 | 18.643 | 1:01.633 |
| 1 | 20.844 | 28.713 | 19.638 | 1:09.195 | 8 | 16.568 | 27.853 | 19.012 | 1:03.433 |
| 2 | 17.256 | 27.756 | 19.131 | 1:04.143 | 9 | 16.733 | 27.482 | 52.928 | 1:37.143 |
| 3 | 16.398 | 27.211 | 19.051 | 1:02.660 | 10 | 24.320 | 27.459 | 18.303 | 1:10.082 P |
| 4 | 17.353 | 27.222 | 18.771 | 1:03.346 | 11 | 16.024 | 26.503 | 18.432 | 1:00.959 |
| 5 | 16.818 | 27.262 | 18.738 | 1:02.818 | 104 Max JAMES-BEATSONBELL (WA) (2nd) | | | | |
| 6 | 16.167 | 26.277 | 18.495 | 1:00.939 | 1 | 27.544 | 30.212 | 19.473 | 1:17.229 P |
| 7 | 16.395 | 26.514 | 18.791 | 1:01.700 | | | | | |

Scott Laing

Chief Time Keeper - Scott Laing

Tom Williams

Clerk of Course - Tom Williams



Computime Race Timing Systems Pty Ltd © 1996


Licensed to Computime Race Timing Systems

www.computime.com.au

COMPUTIME RACE TIMING SYSTEMS PTY LTD

9 Timber Lane, Glen Waverley, Vic 3150. Ph : 0418 17 13 17

E-mail : scott@computime.com.au





2016



YAMAHA MOTOR FINANCE

PRESENTED BY



AUSTRALIAN SUPERBIKE CHAMPIONSHIP

Barbagallo Raceway - WA

Round 4 June 3 - 5

CLUB CHALLENGE C & D GRADES

CARPET LIQUIDATORS

Qualifying

Started at: 12:04:26

Laps: 15 Min

Starters: 31

Printed at: 12:50

Date: 04/06/16

Event: Q05

Weather: Mostly cloudy - 17.3C

Track: Dry - Temp: 20.5C

PROVISIONAL SPLIT TIMES

| Lap | Split 1 | Split 2 | Split 3 | Lap Time | Lap | Split 1 | Split 2 | Split 3 | Lap Time |
|--------------------------------------|---------------|---------------|---------------|-----------------|---------------------------------------|---------------|---------------|---------------|-----------------|
| 2 | 16.836 | 27.566 | 18.658 | 1:03.060 | 131 John QUINN (WA) (17th) | | | | |
| 3 | 16.796 | 26.867 | 18.283 | 1:01.946 | 1 | 43.195 | 29.353 | 1:04.537 | 2:17.085 P |
| 4 | 16.081 | 25.849 | 18.765 | 1:00.695 | 2 | 29.773 | 28.089 | 19.790 | 1:17.652 P |
| 5 | 16.252 | 27.199 | 18.853 | 1:02.304 | 3 | 17.446 | 27.549 | 18.908 | 1:03.903 |
| 6 | 16.120 | 25.894 | 18.653 | 1:00.667 | 4 | 17.949 | 28.099 | 19.668 | 1:05.716 |
| 7 | 16.349 | 25.912 | 18.755 | 1:01.016 | 5 | 17.727 | 27.725 | 19.487 | 1:04.939 |
| 8 | 16.115 | 26.369 | 18.535 | 1:01.019 | 6 | 17.296 | 27.880 | 59.172 | 1:44.348 |
| 9 | 17.147 | 26.357 | 18.483 | 1:01.987 | 7 | 27.124 | 27.697 | 18.933 | 1:13.754 P |
| 10 | 16.316 | 26.405 | 18.444 | 1:01.165 | 8 | 17.272 | 27.402 | 19.041 | 1:03.715 |
| 11 | 16.616 | 27.656 | 18.961 | 1:03.233 | 9 | 17.113 | 27.130 | 18.912 | 1:03.155 |
| 12 | 16.648 | 27.289 | 18.803 | 1:02.740 | 10 | 16.974 | 26.987 | 18.887 | 1:02.848 |
| 13 | 15.990 | 25.637 | 18.392 | 1:00.019 | 168 Darren McVILLY (WA) (20th) | | | | |
| 14 | 15.880 | 25.552 | 19.168 | 1:00.600 | 1 | 34.295 | 32.732 | 20.559 | 1:27.586 P |
| 15 | 16.886 | 26.368 | 18.711 | 1:01.965 | 2 | 18.452 | 30.129 | 20.487 | 1:09.068 |
| 119 Andrew SMILES (WA) (24th) | | | | | 3 | 17.420 | 28.346 | 19.020 | 1:04.786 |
| 1 | 22.270 | 29.242 | 20.038 | 1:11.550 | 4 | 17.287 | 29.113 | 18.942 | 1:05.342 |
| 2 | 17.994 | 28.745 | 35.098 | 1:21.837 | 5 | 17.557 | 28.031 | 19.522 | 1:05.110 |
| 3 | 29.254 | 28.240 | 19.836 | 1:17.330 P | 6 | 17.174 | 27.820 | 19.020 | 1:04.014 |
| 4 | 17.531 | 27.761 | 19.695 | 1:04.987 | 7 | 17.304 | 27.756 | 19.057 | 1:04.117 |
| 5 | 17.440 | 27.926 | 19.762 | 1:05.128 | 8 | 17.431 | 28.405 | 19.705 | 1:05.541 |
| 6 | 17.672 | 27.901 | 19.913 | 1:05.486 | 9 | 17.340 | 27.835 | 19.015 | 1:04.190 |
| 7 | 17.600 | 27.505 | 20.383 | 1:05.488 | 10 | 17.008 | 27.564 | 18.955 | 1:03.527 |
| 8 | 17.462 | 27.909 | 19.757 | 1:05.128 | 11 | 17.366 | 27.475 | 19.293 | 1:04.134 |
| 9 | 17.531 | 28.090 | 20.016 | 1:05.637 | 12 | 17.188 | 27.795 | 19.115 | 1:04.098 |
| 10 | 17.492 | 29.749 | 19.966 | 1:07.207 | 171 Neil FRASER (WA) (5th) | | | | |
| 11 | 18.048 | 28.757 | 19.965 | 1:06.770 | 1 | 23.140 | 28.617 | 19.240 | 1:10.997 |
| 12 | 17.081 | 28.049 | 19.528 | 1:04.658 | 2 | 16.981 | 27.662 | 19.211 | 1:03.854 |
| 13 | 17.166 | 27.638 | 21.173 | 1:05.977 | 3 | 17.201 | 26.903 | 18.750 | 1:02.854 |
| 14 | 17.602 | 27.201 | 19.611 | 1:04.414 | 4 | 16.461 | 26.702 | 18.963 | 1:02.126 |
| 122 Rual BRITS (WA) (22th) | | | | | 5 | 16.534 | 28.646 | 18.781 | 1:03.961 |
| 1 | 30.313 | 31.579 | 20.454 | 1:22.346 P | 6 | 16.274 | 26.400 | 18.627 | 1:01.301 |
| 2 | 18.087 | 28.777 | 19.217 | 1:06.081 | 7 | 16.395 | 26.804 | 18.770 | 1:01.969 |
| 3 | 18.116 | 29.377 | 20.874 | 1:08.367 | 8 | 16.419 | 26.715 | 18.410 | 1:01.544 |
| 4 | 17.345 | 29.062 | 19.487 | 1:05.894 | 9 | 16.155 | 26.804 | 18.934 | 1:01.893 |
| 5 | 17.395 | 28.408 | 19.034 | 1:04.837 | 10 | 16.719 | 26.264 | 18.546 | 1:01.529 |
| 6 | 17.326 | 27.968 | 19.936 | 1:05.230 | 11 | 15.962 | 26.291 | 18.495 | 1:00.748 |
| 7 | 17.318 | 27.978 | 19.614 | 1:04.910 | 177 Brian MONOHAN (WA) (23th) | | | | |
| 8 | 17.676 | 28.594 | 19.989 | 1:06.259 | 1 | 31.972 | 31.701 | 21.216 | 1:24.889 P |
| 9 | 16.963 | 27.621 | 19.140 | 1:03.724 | 2 | 17.707 | 29.452 | 19.645 | 1:06.804 |
| 10 | 17.119 | 28.253 | 20.028 | 1:05.400 | 3 | 17.388 | 28.097 | 19.965 | 1:05.450 |
| 11 | 16.935 | 27.598 | 19.014 | 1:03.547 | 4 | 17.033 | 27.778 | 19.205 | 1:04.016 |
| 12 | 17.032 | 27.909 | 19.243 | 1:04.184 | | | | | |

Scott Laing

Chief Time Keeper - Scott Laing

Tom Williams

Clerk of Course - Tom Williams



Computime Race Timing Systems Pty Ltd © 1996

Licensed to Computime Race Timing Systems

www.computime.com.au

COMPUTIME RACE TIMING SYSTEMS PTY LTD

9 Timber Lane, Glen Waverley, Vic 3150. Ph : 0418 17 13 17

E-mail : scott@computime.com.au





2016



PRESENTED BY



AUSTRALIAN SUPERBIKE CHAMPIONSHIP

Barbagallo Raceway - WA

Round 4 June 3 - 5

CLUB CHALLENGE C & D GRADES

CARPET LIQUIDATORS

Qualifying

Started at: 12:04:26

Laps: 15 Min

Starters: 31

Printed at: 12:50

Date: 04/06/16

Event: Q05

Weather: Mostly cloudy - 17.3C

Track: Dry - Temp: 20.5C

PROVISIONAL SPLIT TIMES

| Lap | Split 1 | Split 2 | Split 3 | Lap Time | Lap | Split 1 | Split 2 | Split 3 | Lap Time |
|--|---------------|---------------|---------------|-----------------|-------------------------------------|---------------|---------------|---------------|-----------------|
| 5 | 17.625 | 28.442 | 19.624 | 1:05.691 | 5 | 16.426 | 27.014 | 19.247 | 1:02.687 |
| 6 | 17.001 | 28.216 | 19.609 | 1:04.826 | 6 | 16.969 | 27.301 | 19.335 | 1:03.605 |
| 7 | 17.258 | 28.227 | 19.694 | 1:05.179 | 7 | 16.371 | 26.757 | 18.865 | 1:01.993 |
| 8 | 17.210 | 28.035 | 20.185 | 1:05.430 | 8 | 16.351 | 26.756 | 18.979 | 1:02.086 |
| 9 | 17.208 | 27.600 | 19.421 | 1:04.229 | 9 | 16.233 | 26.881 | 18.893 | 1:02.007 |
| 10 | 18.407 | 33.317 | 44.428 | 1:36.152 | | | | | |
| 11 | 40.101 | 31.261 | 22.593 | 1:33.955 P | | | | | |
| 12 | 17.097 | 27.368 | 19.401 | 1:03.866 | | | | | |
| 13 | 16.971 | 30.326 | 21.480 | 1:08.777 | | | | | |
| 180 George MOORHEAD (WA) (16th) | | | | | 245 Shane MAZZA (WA) (30th) | | | | |
| 1 | 28.716 | 32.747 | 21.178 | 1:22.641 P | 1 | 28.737 | 31.913 | 21.378 | 1:22.028 P |
| 2 | 17.599 | 28.653 | 19.378 | 1:05.630 | 2 | 19.159 | 30.704 | 21.154 | 1:11.017 |
| 3 | 17.435 | 28.208 | 19.753 | 1:05.396 | 3 | 18.802 | 30.060 | 21.457 | 1:10.319 |
| 4 | 17.276 | 28.096 | 19.075 | 1:04.447 | 4 | 18.418 | 29.839 | 21.061 | 1:09.318 |
| 5 | 17.105 | 27.719 | 18.904 | 1:03.728 | 5 | 18.440 | 29.455 | 20.827 | 1:08.722 |
| 6 | 16.973 | 27.237 | 18.898 | 1:03.108 | 6 | 18.381 | 29.434 | 20.916 | 1:08.731 |
| 7 | 17.425 | 29.028 | 19.319 | 1:05.772 | 7 | 18.037 | 29.418 | 20.795 | 1:08.250 |
| 8 | 16.825 | 28.087 | 19.109 | 1:04.021 | 8 | 18.378 | 29.523 | 20.498 | 1:08.399 |
| 9 | 16.529 | 27.150 | 19.213 | 1:02.892 | 9 | 18.067 | 29.477 | 20.565 | 1:08.109 |
| 10 | 16.682 | 27.413 | 18.989 | 1:03.084 | 10 | 17.908 | 28.991 | 20.680 | 1:07.579 |
| 11 | 16.597 | 27.255 | 18.965 | 1:02.817 | 11 | 18.108 | 29.074 | 20.443 | 1:07.625 |
| 12 | 16.957 | 27.886 | 19.240 | 1:04.083 | 12 | 17.887 | 28.890 | 20.471 | 1:07.248 |
| | | | | | 13 | 17.900 | 28.673 | 20.519 | 1:07.092 |
| 188 Rod MORRISON (WA) (28th) | | | | | 255 Ash JENNINGS (WA) (3rd) | | | | |
| 1 | 29.540 | 30.981 | 21.479 | 1:22.000 P | 1 | 26.552 | 29.628 | 19.687 | 1:15.867 P |
| 2 | 18.849 | 30.251 | 21.249 | 1:10.349 | 2 | 17.057 | 28.389 | 19.618 | 1:05.064 |
| 3 | 18.516 | 32.516 | 22.511 | 1:13.543 | 3 | 17.057 | 28.104 | 19.184 | 1:04.345 |
| 4 | 18.917 | 30.542 | 20.891 | 1:10.350 | 4 | 16.417 | 26.814 | 18.657 | 1:01.888 |
| 5 | 18.027 | 29.206 | 20.682 | 1:07.915 | 5 | 16.595 | 26.426 | 18.993 | 1:02.014 |
| 6 | 18.348 | 29.291 | 21.183 | 1:08.822 | 6 | 16.331 | 26.194 | 18.968 | 1:01.493 |
| 7 | 18.049 | 29.119 | 20.681 | 1:07.849 | 7 | 16.391 | 25.968 | 18.586 | 1:00.945 |
| 8 | 17.774 | 29.534 | 20.797 | 1:08.105 | 8 | 16.252 | 25.838 | 18.448 | 1:00.538 |
| 9 | 17.780 | 28.883 | 20.861 | 1:07.524 | 9 | 16.760 | 27.020 | 41.763 | 1:25.543 |
| 10 | 17.497 | 28.678 | 20.553 | 1:06.728 | 10 | 30.342 | 27.257 | 20.030 | 1:17.629 P |
| 11 | 17.703 | 29.102 | 20.378 | 1:07.183 | 11 | 15.986 | 27.872 | 20.217 | 1:04.075 |
| 12 | 17.740 | 28.623 | 20.392 | 1:06.755 | 12 | 16.332 | 26.366 | 18.655 | 1:01.353 |
| 13 | 17.455 | 28.382 | 20.329 | 1:06.166 | 13 | 16.102 | 26.259 | 18.415 | 1:00.776 |
| 206 Enzo D'ALESSANDRO (WA) (10th) | | | | | 484 Aaron EDWARDS (WA) (9th) | | | | |
| 1 | 24.490 | 29.226 | 19.555 | 1:13.271 P | 1 | 27.257 | 28.662 | 18.630 | 1:14.549 P |
| 2 | 16.865 | 27.449 | 18.848 | 1:03.162 | 2 | 17.479 | 28.476 | 18.953 | 1:04.908 |
| 3 | 16.642 | 26.946 | 18.822 | 1:02.410 | 3 | 17.486 | 28.120 | 18.635 | 1:04.241 |
| 4 | 16.412 | 26.751 | 18.973 | 1:02.136 | 4 | 16.450 | 27.102 | 18.276 | 1:01.828 |
| | | | | | 5 | 16.181 | 27.063 | 18.913 | 1:02.157 |
| | | | | | 6 | 16.909 | 28.390 | 19.074 | 1:04.373 |
| | | | | | 7 | 16.446 | 27.306 | 19.058 | 1:02.810 |

Chief Time Keeper - Scott Laing

Clerk of Course - Tom Williams



Computime Race Timing Systems Pty Ltd © 1996

Licensed to Computime Race Timing Systems

www.computime.com.au

COMPUTIME RACE TIMING SYSTEMS PTY LTD

9 Timber Lane, Glen Waverley, Vic 3150. Ph : 0418 17 13 17

E-mail : scott@computime.com.au





2016



YAMAHA MOTOR FINANCE

PRESENTED BY



AUSTRALIAN SUPERBIKE CHAMPIONSHIP

Barbagallo Raceway - WA

Round 4 June 3 - 5

CLUB CHALLENGE C & D GRADES

CARPET LIQUIDATORS

Date: 04/06/16
Event: Q05
Weather: Mostly cloudy - 17.3C
Track: Dry - Temp: 20.5C

Qualifying

Started at: 12:04:26
Laps: 15 Min
Starters: 31
Printed at: 12:50

PROVISIONAL SPLIT TIMES

| Lap | Split 1 | Split 2 | Split 3 | Lap Time | Lap | Split 1 | Split 2 | Split 3 | Lap Time |
|--------------------------------------|---------------|---------------|---------------|-----------------|--|---------------|---------------|---------------|-----------------|
| 8 | 17.301 | 27.324 | 18.905 | 1:03.530 | 757 Richard BAKEWELL (WA) (7th) | | | | |
| 9 | 17.826 | 28.161 | 20.144 | 1:06.131 | 1 | 27.337 | 30.368 | 19.781 | 1:17.486 P |
| 10 | <u>16.175</u> | 27.276 | 18.434 | 1:01.885 | 2 | 16.990 | 29.001 | 20.502 | 1:06.493 |
| 666 Peter RIGNALL (WA) (26th) | | | | | 3 | 18.136 | 28.886 | 20.662 | 1:07.684 |
| 1 | 26.453 | 30.938 | 21.249 | 1:18.640 P | 4 | 16.364 | 26.662 | <u>18.459</u> | 1:01.485 |
| 2 | 18.420 | 29.549 | 20.780 | 1:08.749 | 5 | 16.858 | 27.408 | 18.744 | 1:03.010 |
| 3 | 18.709 | 29.207 | 20.893 | 1:08.809 | 6 | 16.377 | 27.422 | 19.364 | 1:03.163 |
| 4 | 18.304 | 29.244 | 20.760 | 1:08.308 | 7 | 16.782 | 26.504 | 18.744 | 1:02.030 |
| 5 | 17.606 | 28.635 | 20.923 | 1:07.164 | 8 | 17.123 | 27.584 | 19.663 | 1:04.370 |
| 6 | 17.897 | 28.392 | 20.817 | 1:07.106 | 9 | 16.812 | 27.192 | 18.647 | 1:02.651 |
| 7 | 17.925 | 28.924 | 20.695 | 1:07.544 | 10 | 16.583 | 26.855 | 18.891 | 1:02.329 |
| 8 | 17.541 | 28.846 | 21.508 | 1:07.895 | 11 | <u>16.025</u> | <u>26.351</u> | 18.883 | 1:01.259 |
| 9 | 17.804 | 28.300 | 20.191 | 1:06.295 | 12 | 16.560 | 27.192 | 18.511 | 1:02.263 |
| 10 | 17.639 | 28.187 | 21.035 | 1:06.861 | 13 | 16.260 | 26.579 | 18.639 | 1:01.478 |
| 11 | 17.310 | 28.426 | 20.268 | 1:06.004 | 14 | 16.135 | 26.433 | 18.491 | <u>1:01.059</u> |
| 12 | <u>17.111</u> | <u>27.977</u> | <u>20.065</u> | <u>1:05.153</u> | 999 Daniel RIGNALL (WA) (12th) | | | | |
| 13 | 17.380 | 28.921 | 20.605 | 1:06.906 | 1 | 26.929 | 28.913 | 19.599 | 1:15.441 P |
| 711 Brent JOSEMAN (WA) (29th) | | | | | 2 | 17.311 | 27.808 | 19.349 | 1:04.468 |
| 1 | 31.573 | 31.976 | 22.213 | 1:25.762 P | 3 | 16.785 | 27.293 | 19.065 | 1:03.143 |
| 2 | 18.218 | 30.626 | 21.066 | 1:09.910 | 4 | 16.671 | 27.709 | 19.543 | 1:03.923 |
| 3 | 18.076 | 29.405 | 20.976 | 1:08.457 | 5 | 17.531 | 27.538 | 19.295 | 1:04.364 |
| 4 | 17.866 | 28.583 | 21.037 | 1:07.486 | 6 | 16.635 | 26.878 | <u>19.018</u> | 1:02.531 |
| 5 | <u>17.489</u> | 28.611 | 20.515 | 1:06.615 | 7 | <u>16.486</u> | <u>26.573</u> | 19.171 | <u>1:02.230</u> |
| 6 | 17.518 | 28.776 | 20.563 | 1:06.857 | | | | | |
| 7 | 17.496 | <u>28.446</u> | <u>20.465</u> | <u>1:06.407</u> | | | | | |

The results are provisional until the end of the time limit for protests and appeals.

Chief Time Keeper - Scott Laing

Clerk of Course - Tom Williams



Computime Race Timing Systems Pty Ltd © 1996

Licensed to Computime Race Timing Systems

www.computime.com.au

COMPUTIME RACE TIMING SYSTEMS PTY LTD

9 Timber Lane, Glen Waverley, Vic 3150. Ph : 0418 17 13 17

E-mail : scott@computime.com.au





2016



YAMAHA MOTOR FINANCE

PRESENTED BY



AUSTRALIAN SUPERBIKE CHAMPIONSHIP

Barbagallo Raceway - WA

Round 4 June 3 - 5

CLUB CHALLENGE C & D GRADES

CARPET LIQUIDATORS

Date: 04/06/16

Event: Q05

Weather: Mostly cloudy - 17.3C

Track: Dry - Temp: 20.5C

Qualifying

Started at: 12:04:26

Laps: 15 Min

Starters: 31

Printed at: 12:51

PROVISIONAL FASTEST LAPS SEQUENCE

| Race Time | No | Name | Machine | Fastest Lap | On Lap |
|-----------|-----|----------------------------|---------------------|-------------|--------|
| 1:09.479 | 82 | Anton JONES (WA) | Kawasaki ZX10R 1000 | 1:09.195 | 1 |
| 2:13.622 | 82 | Anton JONES (WA) | Kawasaki ZX10R 1000 | 1:04.143 | 2 |
| 2:15.138 | 171 | Neil FRASER (WA) | Honda CBR 1000 | 1:03.854 | 2 |
| 2:39.913 | 206 | Enzo D'ALESSANDRO (WA) | Honda CBR 1000 | 1:03.162 | 2 |
| 2:39.984 | 104 | Max JAMES-BEATSONBELL (WA) | Yamaha R1 1000 | 1:03.060 | 2 |
| 3:16.282 | 82 | Anton JONES (WA) | Kawasaki ZX10R 1000 | 1:02.660 | 3 |
| 3:41.930 | 104 | Max JAMES-BEATSONBELL (WA) | Yamaha R1 1000 | 1:01.946 | 3 |
| 4:42.625 | 104 | Max JAMES-BEATSONBELL (WA) | Yamaha R1 1000 | 1:00.695 | 4 |
| 6:45.596 | 104 | Max JAMES-BEATSONBELL (WA) | Yamaha R1 1000 | 1:00.667 | 6 |
| 7:49.949 | 42 | Scott McCUE (WA) | Kawasaki ZX10R 1000 | 59.894 | 6 |
| 8:49.642 | 42 | Scott McCUE (WA) | Kawasaki ZX10R 1000 | 59.693 | 7 |

The results are provisional until the end of the time limit for protests and appeals.

Chief Time Keeper - Scott Laing

Clerk of Course - Tom Williams



Computime Race Timing Systems Pty Ltd © 1996


Licensed to Computime Race Timing Systems

www.computime.com.au

COMPUTIME RACE TIMING SYSTEMS PTY LTD

9 Timber Lane, Glen Waverley, Vic 3150. Ph : 0418 17 13 17

E-mail : scott@computime.com.au





2016



PRESENTED BY



AUSTRALIAN SUPERBIKE CHAMPIONSHIP

Barbagallo Raceway - WA

Round 4 June 3 - 5

CLUB CHALLENGE C & D GRADES

CARPET LIQUIDATORS

Date: 04/06/16
 Event: Q05
 Weather: Mostly cloudy - 17.3C
 Track: Dry - Temp: 20.5C

Qualifying

Started at: 12:04:26
 Laps: 15 Min
 Starters: 31
 Printed at: 12:51

PROVISIONAL BEST PARTIAL TIMES

| Pos | Split 1 | | Split 2 | | Split 3 | | LAP | | Ideal | Fastest |
|-----|-----------------|--------|-----------------|--------|-----------------|--------|-------------|----------|----------|---------|
| | Name | Time | Name | Time | Name | Time | Name | Time | | |
| 1 | S. McCUE | 15.663 | S. McCUE | 25.361 | A. JONES | 18.212 | S. McCUE | 59.354 | 59.693 | |
| 2 | M. JAMES-BEATSO | 15.880 | M. JAMES-BEATSO | 25.552 | A. EDWARDS | 18.276 | M. JAMES-BE | 59.715 | 1:00.019 | |
| 3 | N. FRASER | 15.962 | A. JENNINGS | 25.838 | M. JAMES-BEATSO | 18.283 | A. JENNINGS | 1:00.239 | 1:00.538 | |
| 4 | A. JENNINGS | 15.986 | A. JONES | 26.092 | K. RAAM | 18.303 | A. JONES | 1:00.458 | 1:00.646 | |
| 5 | K. RAAM | 16.024 | N. FRASER | 26.264 | S. McCUE | 18.330 | N. FRASER | 1:00.636 | 1:00.748 | |
| 6 | R. BAKEWELL | 16.025 | N. FAVAZZO | 26.314 | J. MOUTON | 18.349 | K. RAAM | 1:00.830 | 1:00.959 | |
| 7 | E. KIRrane | 16.071 | R. BAKEWELL | 26.351 | N. FRASER | 18.410 | R. BAKEWEL | 1:00.835 | 1:01.059 | |
| 8 | A. JONES | 16.154 | E. KIRrane | 26.417 | A. JENNINGS | 18.415 | J. MOUTON | 1:01.217 | 1:01.217 | |
| 9 | A. EDWARDS | 16.175 | J. MOUTON | 26.485 | R. BAKEWELL | 18.459 | A. EDWARDS | 1:01.514 | 1:01.828 | |
| 10 | E. D'ALESSANDRO | 16.233 | K. RAAM | 26.503 | M. BATTISTA | 18.645 | E. D'ALESSA | 1:01.806 | 1:01.993 | |
| 11 | J. MOUTON | 16.383 | D. RIGNALL | 26.573 | E. D'ALESSANDRO | 18.822 | E. KIRrane | 1:01.879 | 1:02.200 | |
| 12 | N. FAVAZZO | 16.405 | P. DE ROCHE | 26.673 | J. QUINN | 18.887 | D. RIGNALL | 1:02.077 | 1:02.230 | |
| 13 | A. ECCLES | 16.453 | E. D'ALESSANDRO | 26.751 | G. MOORHEAD | 18.898 | A. ECCLES | 1:02.215 | 1:02.268 | |
| 14 | D. RIGNALL | 16.486 | A. ECCLES | 26.754 | D. McVILLY | 18.942 | M. BATTISTA | 1:02.470 | 1:02.572 | |
| 15 | G. MOORHEAD | 16.529 | J. CAMERON | 26.977 | J. LOCKYER | 18.947 | G. MOORHEA | 1:02.577 | 1:02.817 | |
| 16 | M. BATTISTA | 16.574 | J. QUINN | 26.987 | A. ECCLES | 19.008 | N. FAVAZZO | 1:02.581 | 1:02.602 | |
| 17 | J. CAMERON | 16.744 | A. EDWARDS | 27.063 | R. BRITS | 19.014 | J. QUINN | 1:02.848 | 1:02.848 | |
| 18 | P. BURKE | 16.759 | G. MOORHEAD | 27.150 | D. RIGNALL | 19.018 | J. CAMERON | 1:03.080 | 1:03.193 | |
| 19 | P. DE ROCHE | 16.903 | A. SMILES | 27.201 | B. MONOHAN | 19.205 | P. DE ROCHE | 1:03.201 | 1:03.541 | |
| 20 | R. BRITS | 16.935 | M. BATTISTA | 27.251 | C. BERTOZZI | 19.328 | D. McVILLY | 1:03.425 | 1:03.527 | |
| 21 | B. MONOHAN | 16.971 | B. MONOHAN | 27.368 | J. CAMERON | 19.359 | J. LOCKYER | 1:03.502 | 1:03.502 | |
| 22 | J. QUINN | 16.974 | D. McVILLY | 27.475 | E. KIRrane | 19.391 | B. MONOHAN | 1:03.544 | 1:03.866 | |
| 23 | D. McVILLY | 17.008 | J. LOCKYER | 27.530 | A. SMILES | 19.528 | R. BRITS | 1:03.547 | 1:03.547 | |
| 24 | J. LOCKYER | 17.025 | R. BRITS | 27.598 | P. DE ROCHE | 19.625 | A. SMILES | 1:03.810 | 1:04.414 | |
| 25 | A. SMILES | 17.081 | P. BURKE | 27.953 | S. BURROUGHES | 19.856 | P. BURKE | 1:04.673 | 1:04.673 | |
| 26 | P. RIGNALL | 17.111 | P. RIGNALL | 27.977 | N. FAVAZZO | 19.862 | C. BERTOZZI | 1:05.145 | 1:05.968 | |
| 27 | R. MORRISON | 17.455 | C. BERTOZZI | 28.134 | P. BURKE | 19.961 | P. RIGNALL | 1:05.153 | 1:05.153 | |
| 28 | B. JOSEMAN | 17.489 | R. MORRISON | 28.382 | P. RIGNALL | 20.065 | R. MORRISON | 1:06.166 | 1:06.166 | |
| 29 | C. BERTOZZI | 17.683 | B. JOSEMAN | 28.446 | R. MORRISON | 20.329 | B. JOSEMAN | 1:06.400 | 1:06.407 | |
| 30 | S. MAZZA | 17.887 | S. MAZZA | 28.673 | S. MAZZA | 20.443 | S. MAZZA | 1:07.003 | 1:07.092 | |
| 31 | S. BURROUGHES | 18.174 | S. BURROUGHES | 29.111 | B. JOSEMAN | 20.465 | S. BURROUG | 1:07.141 | 1:07.517 | |

The results are provisional until the end of the time limit for protests and appeals.

Chief Time Keeper - Scott Laing

Clerk of Course - Tom Williams



Computime Race Timing Systems Pty Ltd © 1996


Licensed to Computime Race Timing Systems

www.computime.com.au

COMPUTIME RACE TIMING SYSTEMS PTY LTD

9 Timber Lane, Glen Waverley, Vic 3150. Ph : 0418 17 13 17

E-mail : scott@computime.com.au





2016



YAMAHA MOTOR FINANCE

PRESENTED BY



AUSTRALIAN SUPERBIKE CHAMPIONSHIP

Barbagallo Raceway - WA

Round 4 June 3 - 5

CLUB CHALLENGE C & D GRADES

CARPET LIQUIDATORS

Date: 04/06/16
Event: Q05
Weather: Mostly cloudy - 17.3C
Track: Dry - Temp: 20.5C

PROVISIONAL GRID SHEET

Started at: 12:04:26
Laps: 15 Min
Starters: 31
Printed at: 12:52



| | | | | | | | | | | | | | | |
|----|----|----|--------------------|-------------------------|-----|----------------------------|----|-------------------------|-------------------------|-------------------------|-----|-------------------------|-----|--------------------------|
| 1 | 42 | 1 | S. McCUE 59.693 | 2 | 104 | M. JAMES-BEAT 1:00.019 | 3 | 255 | A. JENNINGS 1:00.538 | | | | | |
| 2 | | 4 | 82 | A. JONES 1:00.646 | | | 5 | 171 | N. FRASER 1:00.748 | 6 | 103 | K. RAAM 1:00.959 | | |
| 3 | | 7 | 757 | R. BAKEWELL 1:01.059 | | 8 | 76 | J. MOUTON 1:01.217 | | 9 | 484 | A. EDWARDS 1:01.828 | | |
| 4 | | | | 10 | 206 | E. D'ALESSANDR 1:01.993 | | 11 | 85 | E. KIRRAANE 1:02.200 | | 12 | 999 | D. RIGNALL 1:02.230 |
| 5 | | 13 | 70 | A. ECCLES 1:02.268 | | 14 | 62 | N. FAVAZZO 1:02.602 | | 15 | 180 | G. MOORHEAD 1:02.817 | | |
| 6 | | | | 16 | 131 | J. QUINN 1:02.848 | | 17 | 89 | J. CAMERON 1:03.193 | | 18 | 56 | J. LOCKYER 1:03.502 |
| 7 | | 19 | 168 | D. McVILLY 1:03.527 | | 20 | 29 | P. DE ROCHE 1:03.541 | | 21 | 122 | R. BRITS 1:03.547 | | |
| 8 | | | | 22 | 177 | B. MONOHAN 1:03.866 | | 23 | 119 | A. SMILES 1:04.414 | | 24 | 61 | P. BURKE 1:04.673 |
| 9 | | 25 | 666 | P. RIGNALL 1:05.153 | | 26 | 69 | C. BERTOZZI 1:05.968 | | 27 | 188 | R. MORRISON 1:06.166 | | |
| 10 | | | | 28 | 711 | B. JOSEMAN 1:06.407 | | 29 | 245 | S. MAZZA 1:07.092 | | 30 | 51 | S. BURROUGHS 1:07.517 |
| 11 | | 31 | 75 | M. BATTISTA 1:02.572 | | | | | | | | | | |

The results are provisional until the end of the time limit for protests and appeals.

Chief Time Keeper - Scott Laing

Clerk of Course - Tom Williams



Computime Race Timing Systems Pty Ltd © 1996


Licensed to Computime Race Timing Systems

www.computime.com.au

COMPUTIME RACE TIMING SYSTEMS PTY LTD

9 Timber Lane, Glen Waverley, Vic 3150. Ph : 0418 17 13 17

E-mail : scott@computime.com.au





2016



PRESENTED BY



AUSTRALIAN SUPERBIKE CHAMPIONSHIP

Barbagallo Raceway - WA

Round 4 June 3 - 5

CLUB CHALLENGE C & D GRADES

CARPET LIQUIDATORS

EVENTS 1, 5, & 11

Date: 04/06/16
Event: Q05
Weather: Mostly cloudy - 17.3C
Track: Dry - Temp: 20.5C

Started at: 12:04:26
Laps: 15 Min
Starters: 31
Printed at: 12:52

PROVISIONAL GRID SHEET

| | | | | |
|------------------------------------|-----------------------------------|--------------------------------------|----------------------------------|----|
| | | | 31 75 M. BATTISTA 1:02.572 | 11 |
| 30 51 S. BURROUGHES 1:07.517 | 29 245 S. MAZZA 1:07.092 | 28 711 B. JOSEMAN 1:06.407 | | 10 |
| | 27 188 R. MORRISON 1:06.166 | 26 69 C. BERTOZZI 1:05.968 | 25 666 P. RIGNALL 1:05.153 | 9 |
| 24 61 P. BURKE 1:04.673 | 23 119 A. SMILES 1:04.414 | 22 177 B. MONOHAN 1:03.866 | | 8 |
| | 21 122 R. BRITS 1:03.547 | 20 29 P. DE ROCHE 1:03.541 | 19 168 D. McVILLY 1:03.527 | 7 |
| 18 56 J. LOCKYER 1:03.502 | 17 89 J. CAMERON 1:03.193 | 16 131 J. QUINN 1:02.848 | | 6 |
| | 15 180 G. MOORHEAD 1:02.817 | 14 62 N. FAVAZZO 1:02.602 | 13 70 A. ECCLES 1:02.268 | 5 |
| 12 999 D. RIGNALL 1:02.230 | 11 85 E. KIRRANE 1:02.200 | 10 206 E. D'ALESSANDR 1:01.993 | | 4 |
| | 9 484 A. EDWARDS 1:01.828 | 8 76 J. MOUTON 1:01.217 | 7 757 R. BAKEWELL 1:01.059 | 3 |
| 6 103 K. RAAM 1:00.959 | 5 171 N. FRASER 1:00.748 | 4 82 A. JONES 1:00.646 | | 2 |
| | 3 255 A. JENNINGS 1:00.538 | 2 104 M. JAMES-BEAT 1:00.019 | 1 42 S. McCUE 59.693 | 1 |

Scott Laing

Chief Time Keeper - Scott Laing

Tom Williams

Clerk of Course - Tom Williams



Computime Race Timing Systems Pty Ltd © 1996

Licensed to Computime Race Timing Systems

www.computime.com.au

COMPUTIME RACE TIMING SYSTEMS PTY LTD

9 Timber Lane, Glen Waverley, Vic 3150. Ph : 0418 17 13 17

E-mail : scott@computime.com.au

